



SOCIETE GENERALE

BARCLAYS CAPITAL 2011 GLOBAL FINANCIAL SERVICES CONFERENCE

Frédéric Oudéa, Chairman & CEO

13 SEPTEMBER 2011

BUILDING TOGETHER
TEAM  SOCIETE
SPIRIT  GENERALE

DISCLAIMER

This document may contain a number of forecasts and comments relating to the targets and strategies of the Societe Generale Group. These forecasts are based on a series of assumptions, both general and specific, notably - unless specified otherwise - the application of accounting principles and methods in accordance with IFRS (International Financial Reporting Standards) as adopted in the European Union, as well as the application of existing prudential regulations.

This information was developed from scenarios based on a number of economic assumptions for a given competitive and regulatory environment. The Group may be unable:

- to anticipate all the risks, uncertainties or other factors likely to affect its business and to appraise their potential consequences;
- to evaluate precisely the extent to which the occurrence of a risk or a combination of risks could cause actual results to differ materially from those provided in this presentation.

There is a risk that these projections will not be met. Investors are advised to take into account factors of uncertainty and risk likely to impact the operations of the Group when basing their investment decisions on information provided in this document.

Unless otherwise specified, the sources for the rankings are internal.

The Group's condensed consolidated accounts at 30 June 2011 thus prepared were examined by the Board of Directors on 2 August 2011. The Statutory Auditors' limited review of the condensed consolidated financial statements is currently underway.

The financial information presented for the six-month period ending 30 June 2011 has been prepared in accordance with IFRS as adopted in the European Union and applicable at this date. In particular, the condensed consolidated half-yearly accounts were prepared and presented in accordance with IAS 34 "Interim Financial Reporting".

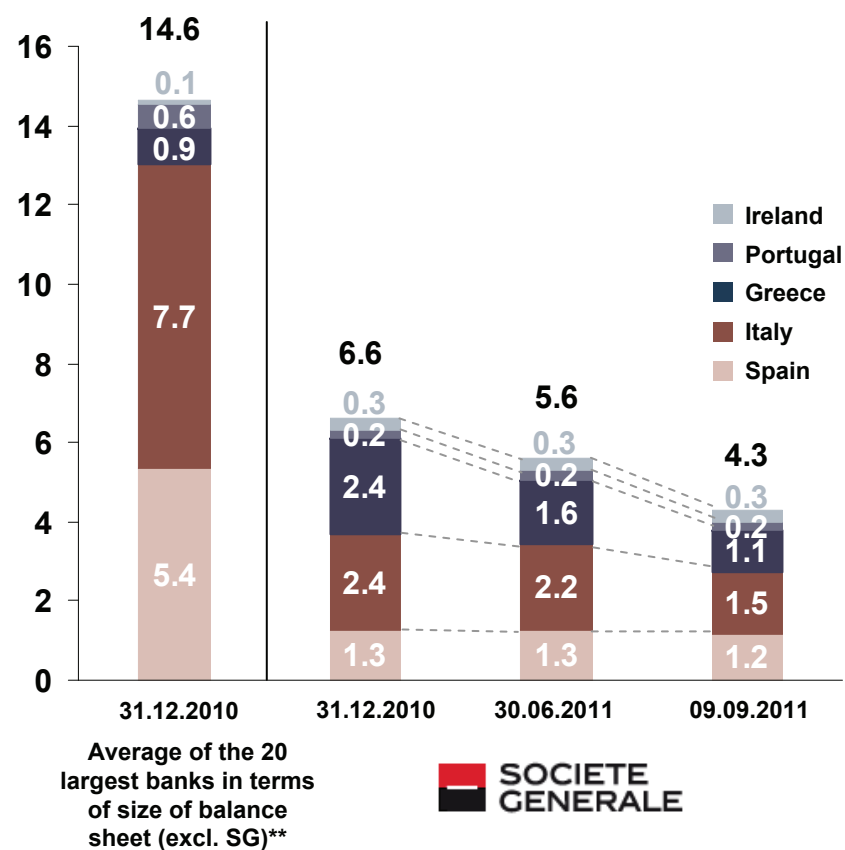
KEY MESSAGES OF TODAY'S PRESENTATION

- Societe Generale: the hard facts
 - **GIIPS: we have a low, declining and manageable sovereign exposure of EUR 4.3bn**
 - **Legacy assets: we accelerated disposals, selling EUR 3.5bn of assets in Q3 to date**
 - **Short-term funding and liquidity:**
 - We have successfully managed the reduction in access to USD funding affecting European banks
 - EUR funding remains abundant
 - EUR 105bn unencumbered liquid asset buffer: stable vs. end-June 2011
 - **Long-term funding: we have now completed 100% of our program for 2011**
- Our universal banking model is robust and diversified
- The new environment calls for resolute actions

LOW, DECLINING AND MANAGEABLE SOVEREIGN EXPOSURE TO GIIPS

- Banking book sovereign exposure limited to EUR 4.3bn^(a), i.e. <1% of Group balance sheet
 - Well below peer group as of end of December 2010
 - Year to date redemptions and sales: EUR 2.3bn
 - Market valuation: EUR -0.4bn^(b) below book value
- Greek government bonds exposure in the banking book: EUR 0.9bn^(a)
 - EUR -395m provisioned in Q2 11, leading to an average mark down to par of 35% on gross residual exposure
 - No bonds maturing beyond 2020
- No significant exposure to Irish and Portuguese sovereign risk
- No retail banking presence except in Greece
 - < 1% of Group balance sheet
 - Highest NPL coverage ratio among Greek banks

Exposure to sovereign risk in the banking book* (in EUR bn)



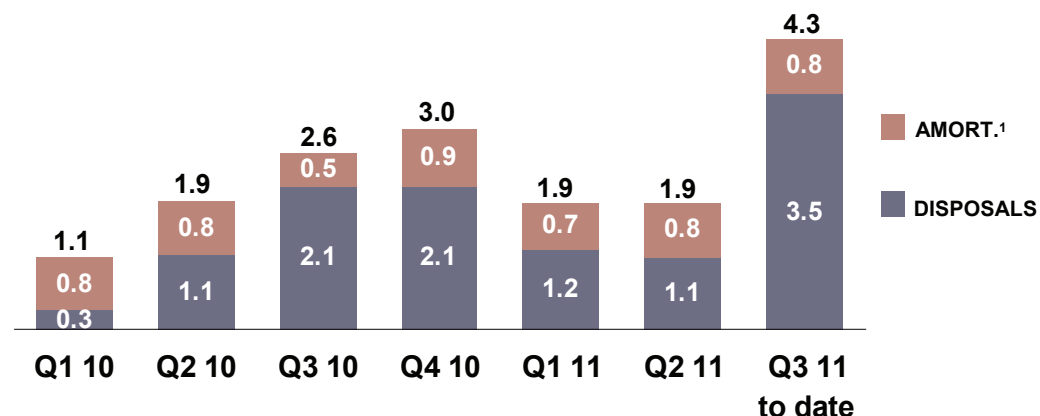
(a) At 9 September 2011. Sovereign Greek exposure of EUR 1.1bn is composed of EUR 0.9bn Greek bond exposure net of EUR -395m provision and EUR 0.2bn other Greek sovereign
 (b) At 9 September 2011.

* 2011 EBA stress test calculation method for European banks
 ** BNPP – BPCE – Crédit Agricole – Commerzbank – Deutsche Bank – Landesbank Baden – Württemberg – Barclays – HSBC – Lloyds – RBS – Dexia – Nordea Bank AB – ING – ABN Amro Bank – Rabobank – Danske Bank – Intesa – Santander – BBVA – Unicredit

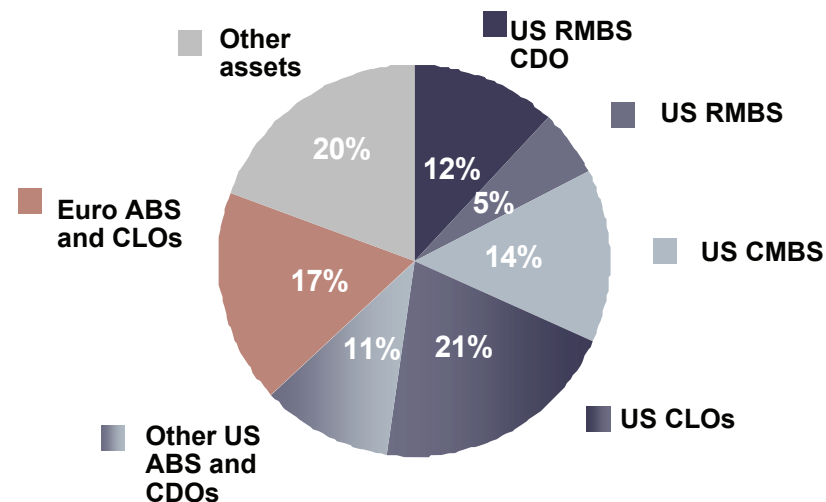
STRONG ACCELERATION OF DISPOSALS OF LEGACY ASSETS

- EUR 4.3bn legacy assets reduction in Q3 11 to date with no P&L impact
- Dismantling of CDOs since Q4 10 will free up to EUR 1.3bn Basel 3 capital
- SG has engaged BlackRock Solutions to perform an independent assessment of its legacy assets on a quarterly basis ⁽³⁾
 - BlackRock Solutions' Held-to-Maturity (HTM) valuation of the Banking Book was €1.8bn greater than SG's Q2 11 market valuation⁽³⁾⁽⁴⁾
 - BlackRock Solutions' assumptions are based on Q2 11 fundamental information; BlackRock Solutions does not expect substantial variance in HTM valuations in Q3 11 despite market volatility

Portfolio reduction (in EUR bn)



Banking and trading book split (EUR 24.3bn at 7 September 2011)



1 Amortisation expected for Q3 11, Asset disposals in Q3 to date

2 EUR 2.1bn positive carry gain as of 30/06/11 net of disposals as of end-August

3 Latest BlackRock Solutions analysis is as at end-May 2011

4 Fundamental credit valuation led by BlackRock Solutions®, assuming that positions are held to maturity, with projected cashflows discounted at Forward LIBOR. Blackrock Solutions' valuation excludes less than 1% of all banking and trading book positions. Banking book positions are as at end-June 2011. External valuation is as at end-May 2011. SG market value is as at end-June 2011.

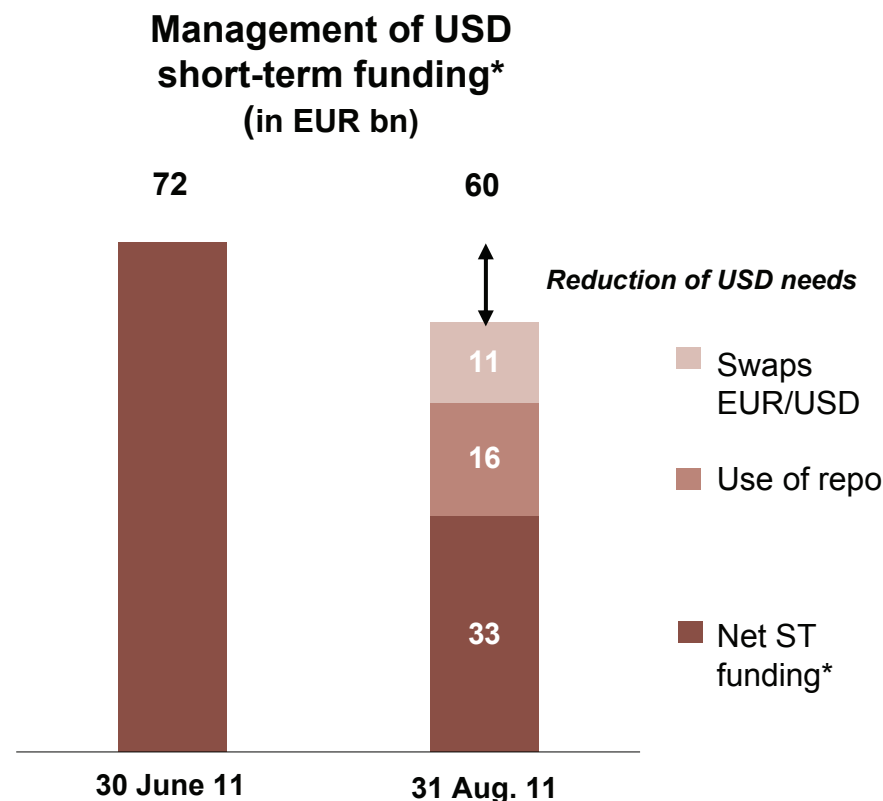
SUCCESSFUL MANAGEMENT OF REDUCED ACCESS TO USD SHORT-TERM FUNDING

- Abundant EUR short-term funding at all times
- Active management of USD short-term funding
 - Disposals of legacy assets
 - Increased use of secured USD funding
 - USD 6bn CMBS and CLOs used in repos (>6m)
 - Use of EUR/USD swaps in the interbank market
 - Reduction of short-term market activities

↳ Lower reliance on wholesale unsecured short term funding

- Excess of short-term resources at the Fed: USD 34bn at end-August 2011 (vs. USD 26bn at end-June 2011)
- Unencumbered liquid asset buffer stable vs. end-June 2011: EUR 105bn

↳ Successful liquidity management in a turbulent environment for all European banks

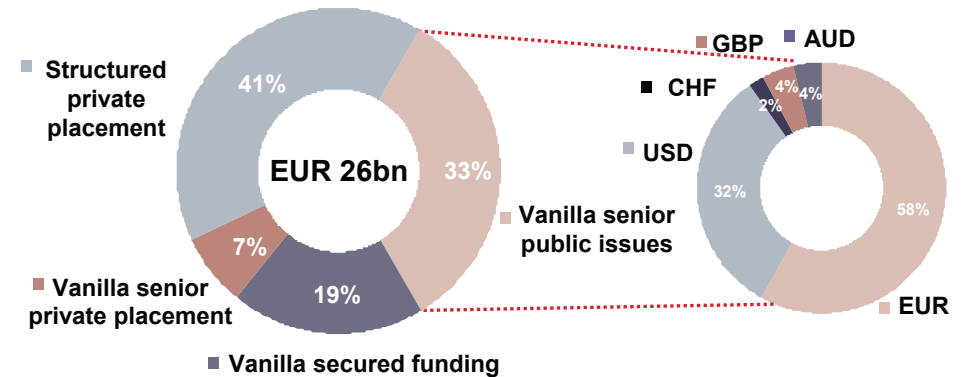


* Unsecured funding < 12 months, net of overnight deposits at Central banks

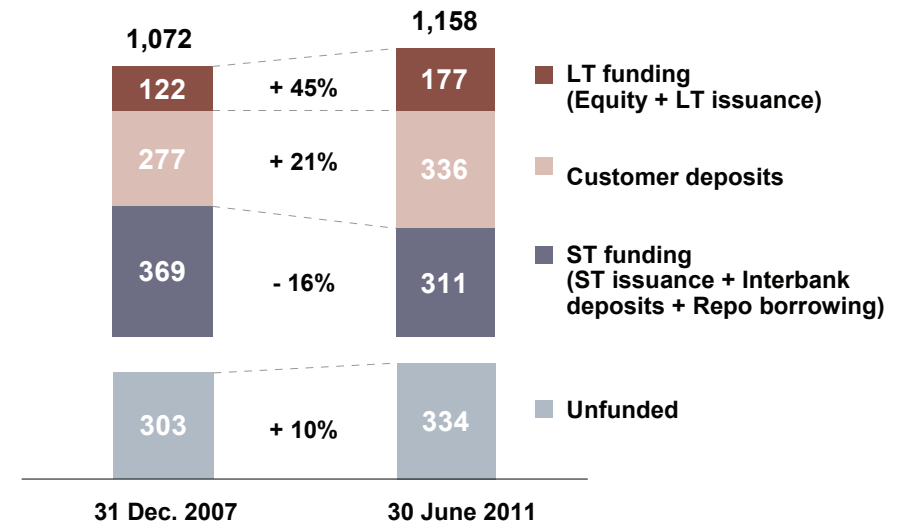
LONG-TERM FUNDING: 2011 PROGRAMME COMPLETED

- Well diversified long-term funding strategy
 - Broad investor base
 - Wide range of issuance products
- LT vanilla and structured issuance spread at competitive levels and below CDS
 - EUR: E6M+79bp and average maturity of 6.4 years
 - USD: L6M+125bp and average maturity of 5.6 years
- Significantly improved structure of Group funded balance sheet since 2007
- 2012 funding needs will be mitigated by continued deleveraging of the balance sheet

2011 long-term program split, as of September 2, 2011

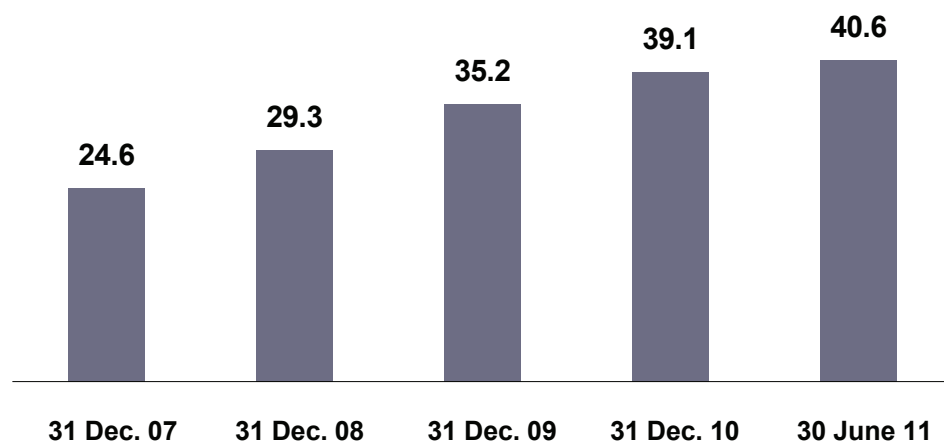


Changes in liabilities structure (in EUR bn)

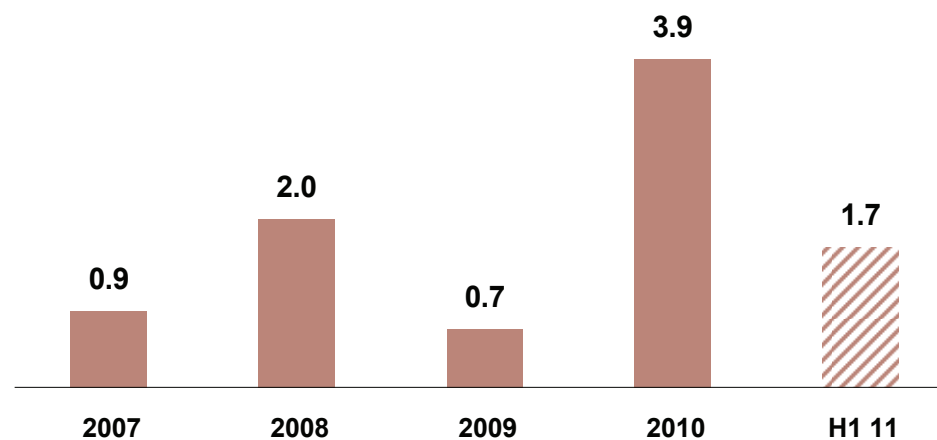


EUR 41BN OF SHAREHOLDER'S EQUITY, PROFITABLE THROUGHOUT THE CRISIS

EUR 41bn of Shareholder's equity*
(in EUR bn)



Profitable throughout the crisis
Group Net Income (in EUR bn)



* Excluding hybrid debt and minority shareholders

 **Robust universal banking model focused on 3 pillars**

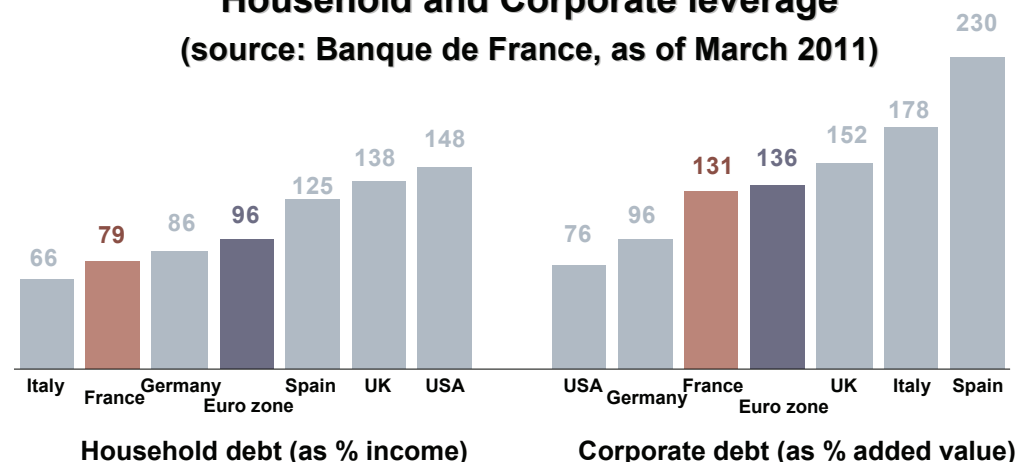
DYNAMIC AND LOW RISK FRANCHISE

- Sound French banking market
 - Low household and corporate leverage
 - High savings rate (16% of disposable income)
 - Dynamic demographics
 - Low cyclicity of the French economy

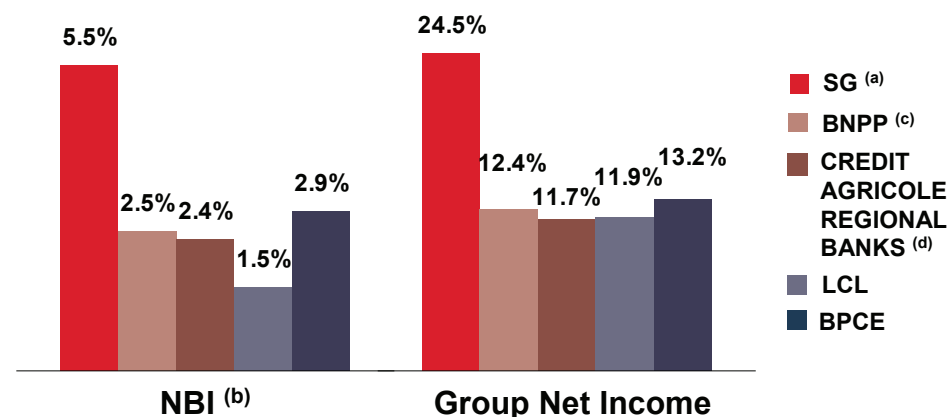
- Third largest network by size of revenues

- Contribution to Group Net Income up markedly in H1 11
 - Excellent deposits growth of +12.7%^(a) vs. H1 10
 - Life insurance inflows outperforming the market
 - Revenues up by 5.5%^{(a) (b)}
 - 25%^(a) rise in net income contribution vs. H1 10, outperforming all peers

Household and Corporate leverage
(source: Banque de France, as of March 2011)



Benchmark: % change in contribution H1 11 vs. H1 10



(a) Incl. SMC (excl. SMC: revenues +2.8%, Net Income +16.3%, deposits +10% vs. H1 10)
 (b) Excluding PEL/CEL (except for Crédit Agricole Regional Banks and LCL)
 (c) Pretax result growth
 (d) retreated for dividends and others for Crédit Agricole Regional banks

RESILIENT BUSINESS MODEL, IN COUNTRIES WITH GOOD FUNDAMENTALS

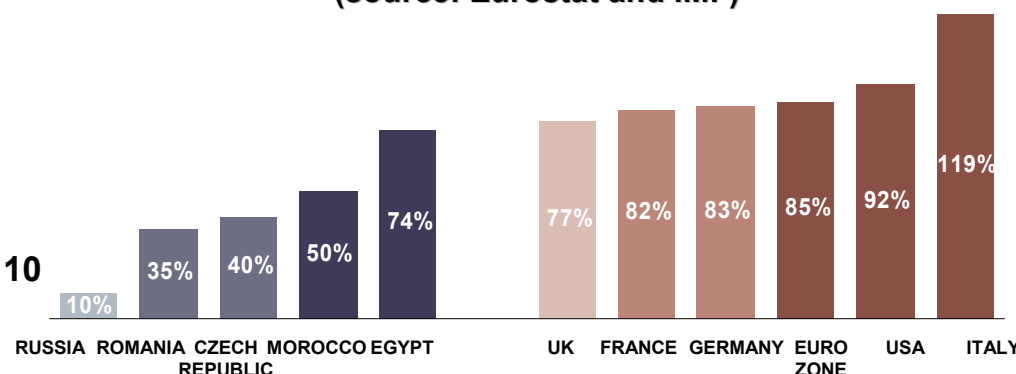
- Well established presence in Czech Republic
 - Country rating upgraded to AA by S&P
 - Strong and recurring contribution

- SG Russia: up and running
 - GDP growth expected above 4%** in 2011 and 2012
 - 10%* increase in loans to individual customers vs. H1 10
 - Merger leading to 2,000 headcounts reduction in 2012

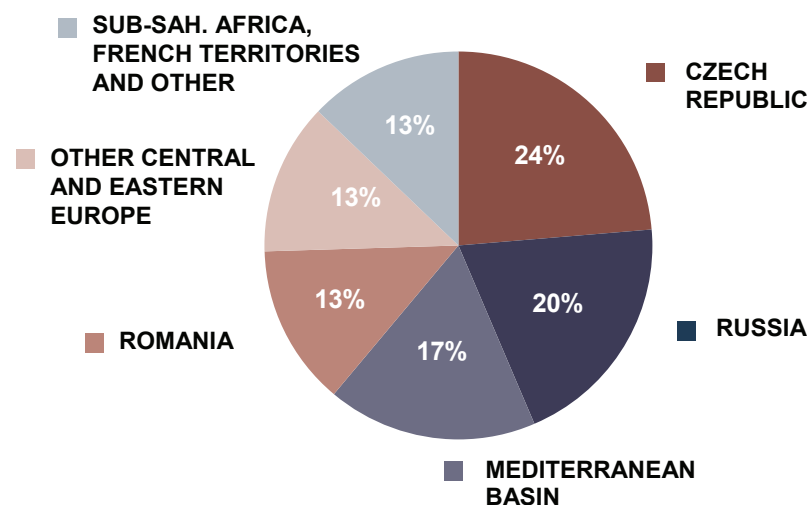
- Signs of recovery in Romania
 - Country rating upgraded to BBB- by FitchRatings
 - Recovering activity in Q2 11 and cost reduction
 - Stabilising cost of risk, improvement expected in H2 11

- Mediterranean basin resilient and normalising
 - Revenues up 6%* in H1 11 vs. H1 10 despite the political transitions

2010 Public debt/GDP
(source: Eurostat and IMF)



Well diversified presence
NBI H1 11: EUR 2,449m



* When adjusted for changes in Group structure and at constant exchange rates

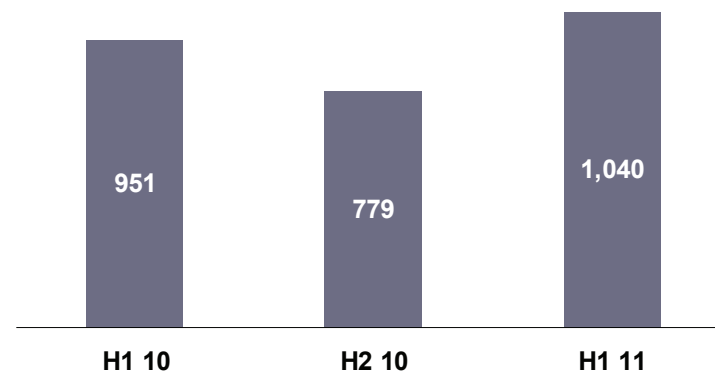
** Source: IMF

A STRONG AND BALANCED BUSINESS WITH A LOWER RISK PROFILE

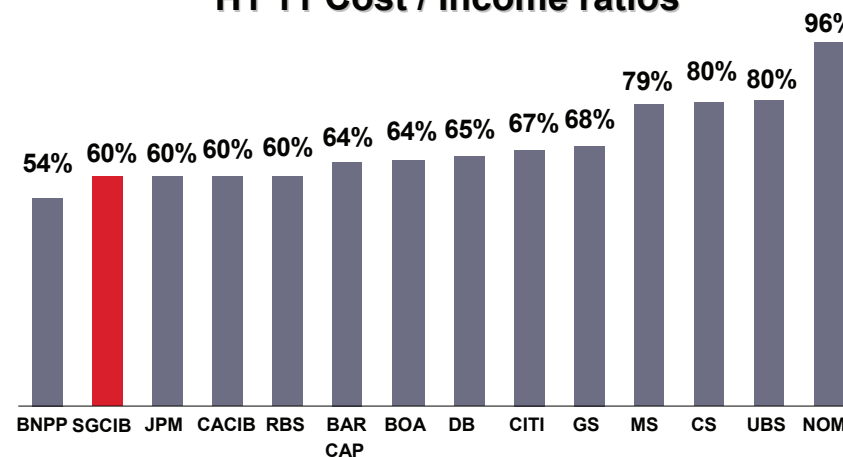
- Steady and recurrent contribution to Group Net Income, with a lower risk profile
- One of the lowest C/I ratios in the industry
- Sound core franchises:
 - **Equity derivatives: global leadership, little affected by new market regulations**
 - **Natural resources, infrastructure and export finance: leading positions with capacity to adapt efficiently to structural changes such as dollar funding scarcity**
 - **EMEA: a deep and resilient client base**
- Better positioning SG CIB for increased disintermediation
 - **Investments in fee-based investment banking businesses**
 - **Selective upgrade of our fixed income product offer and widen asset distribution capacities**

↪ Further transformation on-going

Contribution to Group Net Income (in EUR m)



H1 11 Cost / Income ratios



DETERMINED STRUCTURAL ACTIONS UNDERWAY TO ADAPT TO THE NEW ENVIRONMENT

- **Leverage reduction**
 - **Legacy asset disposals will continue at a high pace**
 - **SG CIB will scale down businesses adversely affected by regulations, or with low cross-selling potential**

- **Cost control**
 - **Strong headcount reductions underway in specific countries**
 - **SG CIB: 5% reduction of cost base**

- **By 2013, the Group will free EUR 4bn of capital through business assets disposals, i.e. 100bps of Basel 3 Core Tier 1 ratio**

FOCUS ON STRENGTHS, COST EFFICIENCY AND LEVERAGE REDUCTION

- SG has a sound balance sheet, very limited exposure to the risks currently perceived by the market, and significant liquidity buffers
- Q3 11 to date: SG has proactively responded to uncertain market conditions
 - **Reducing GIIPS exposures & legacy assets**
 - **Good management of short-term funding**
 - **Strictly controlling market risk**
- Determined structural actions underway to adapt to the new environment
 - **Leverage reduction**
 - **Cost control**
 - **Asset disposal for EUR 4bn of equity by 2013**
- Targeting a fully loaded Basel 3 Core Tier 1 ratio well above 9% by 2013 without a capital increase

INVESTOR RELATIONS TEAM

HANS VAN BEECK, STÉPHANE DEMON, CLAIRE LANGEVIN, LUDOVIC WEITZ

📞 **+33 (0) 1 42 14 47 72**

investor.relations@socgen.com

www.investisseur.socgen.com

BUILDING TOGETHER
T E A M  **SOCIETE**
S P I R I T  **GENERALE**